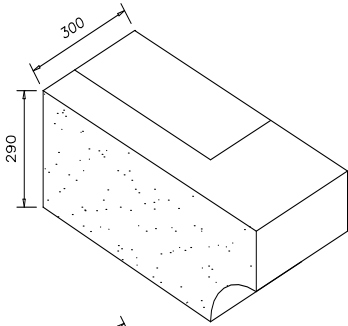


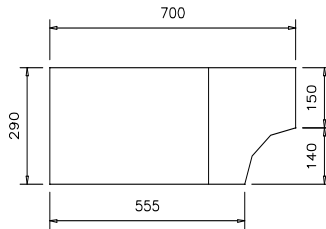


Corbels

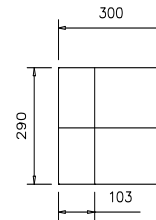
10.0



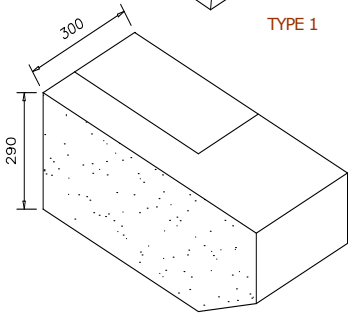
TYPE 1



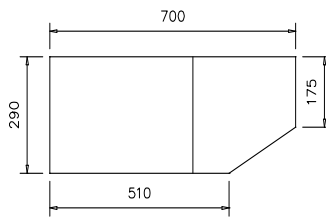
ELEVATION TYPE 1



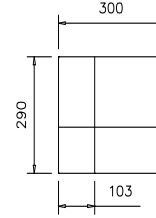
SIDE ELEVATION TYPE 1



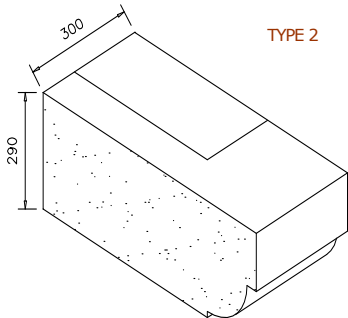
TYPE 2



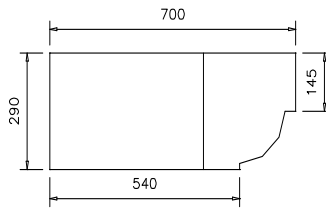
ELEVATION TYPE 2



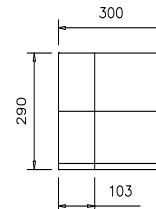
SIDE ELEVATION TYPE 2



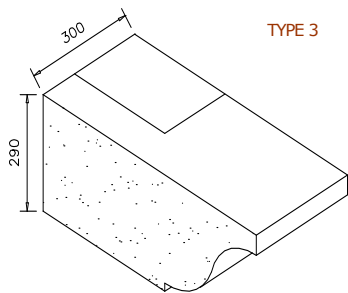
TYPE 3



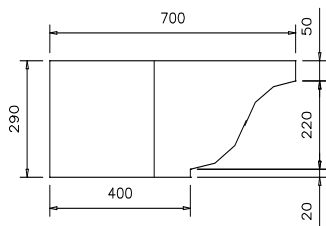
ELEVATION TYPE 3



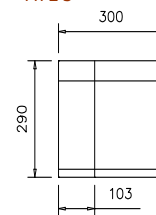
SIDE ELEVATION TYPE 3



TYPE 4



ELEVATION TYPE 4



SIDE ELEVATION TYPE 4

NOTE:
ALL STANDARD CORBELS TO MAXIMUM DEPTH 300MM
CORBELS CAN BE MANUFACTURED IN "L" SECTION AS SHOWN BY
DOTTED LINE TO SUIT CAVITY CONSTRUCTION. PLEASE ADVISE ON
PLACEMENT OF ORDER
MAXIMUM LENGTH OF STANDARD CORBELS 700MM O/A

SPECIALS OR NON-STANDARD CORBELS MANUFACTURED TO ORDER.