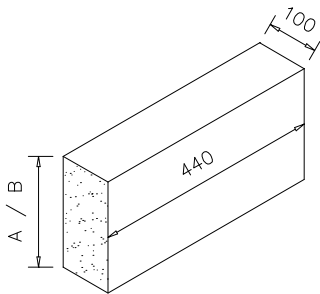


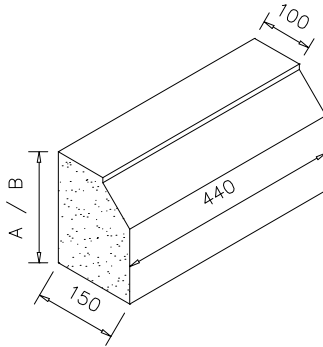


Ashlar

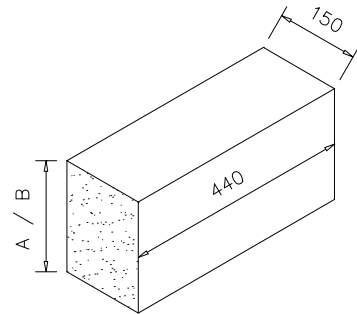
9.0



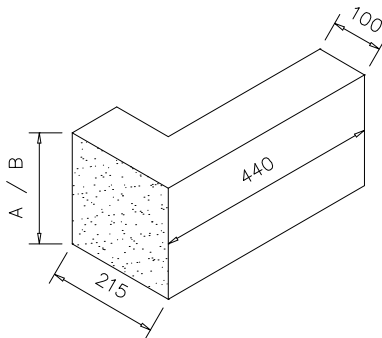
PLAIN ASHLAR



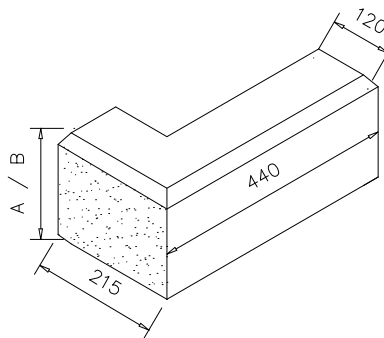
CHAMFERED BASE BLOCK



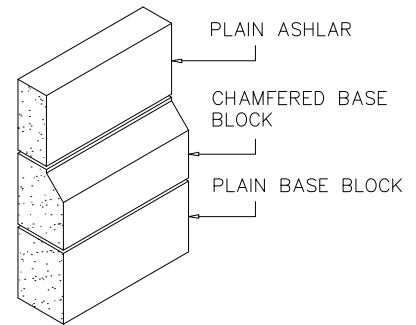
PLAIN BASE BLOCK



PLAIN QUOIN BLOCK



CHAMFERED QUOINS



ASHLAR CONFIGURATION

NOTES:

DIM A - 215MM HIGH
DIM B - 290MM HIGH

CHAMFERED QUOINS MANUFACTURED WITH 20 X 20MM CHAMFER TO 6 EDGES

QUOINS MAY BE WIDENED TO SUIT THICKNESS OF WALLING

CHAMFERED BASE BLOCK MANUFACTURED WITH 50 X 50MM CHAMFER

PLAIN BASE BLOCK TO SUIT CHAMFERED BASE BLOCK (SEE ASHLAR CONFIGURATION)

NON STANDARD DIMENSIONS AND DESIGNS MANUFACTURED TO ORDER

SPECIALS AVAILABLE:

90°INTERNAL / EXTERNAL RETURNS
45°INTERNAL / EXTERNAL RETURNS
FORMED FACED ENDS

WEIGHTS

PLAIN ASHLAR - APPROX 22KG
CHAMFERED BASE BLOCK - APPROX 31KG
PLAIN BASE BLOCK - APPROX 27KG
PLAIN 215MM QUOIN BLOCK - APPROX 27KG
PLAIN 290MM QUOIN BLOCK - APPROX 37KG
CHAMFERED 215MM QUOIN BLOCK - APPROX 33KG
CHAMFERED 290MM QUOIN BLOCK - APPROX 45KG