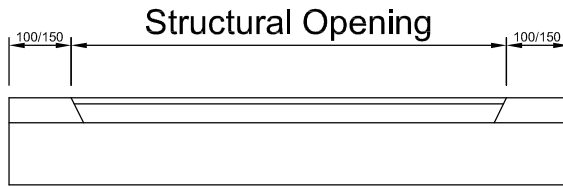
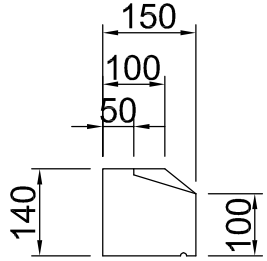


TYPE 1 CILL  
TYPICAL SECTION

ALL TYPE 1 CILLS OVER 780MM LONG WILL BE SUPPLIED SECTIONAL, UNLESS PREVIOUSLY AGREED



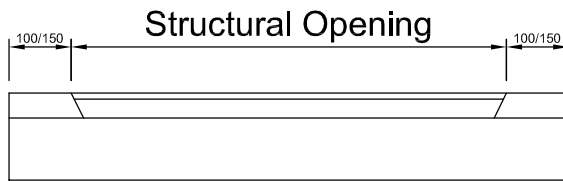
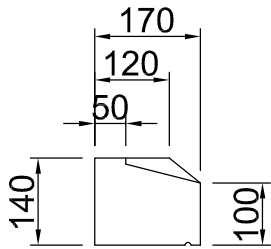
TYPE 2 CILL  
TYPICAL SECTION

ALL TYPE 2, 3 AND 4 CILLS OVER 1300MM LONG WILL BE SUPPLIED SECTIONAL, UNLESS PREVIOUSLY AGREED

NON-STANDARD LENGTHS AND SECTIONS MANUFACTURED TO ORDER

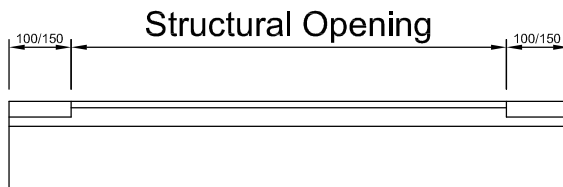
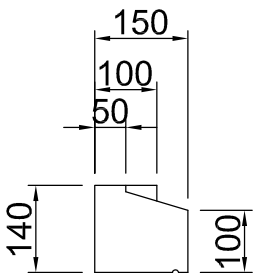
ALL CILLS AVAILABLE-DELETE STOOLS TO FORM SLIP CILLS

10MM RAINWATER DRIP LOCATED TO FRONT UNDERSIDE OF ALL PROJECTING CILLS



TYPE 3 CILL  
TYPICAL SECTION

TYPE 3 CILL RECOMMENDED FOR RENDERED BRICKWORK FINISHES



TYPE 4 CILL  
TYPICAL SECTION

# PROCTER CAST STONE CILLS